
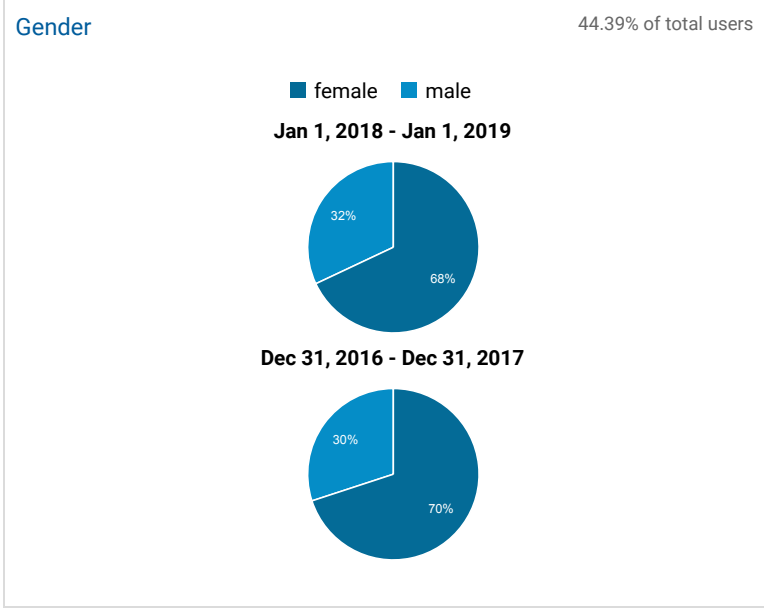
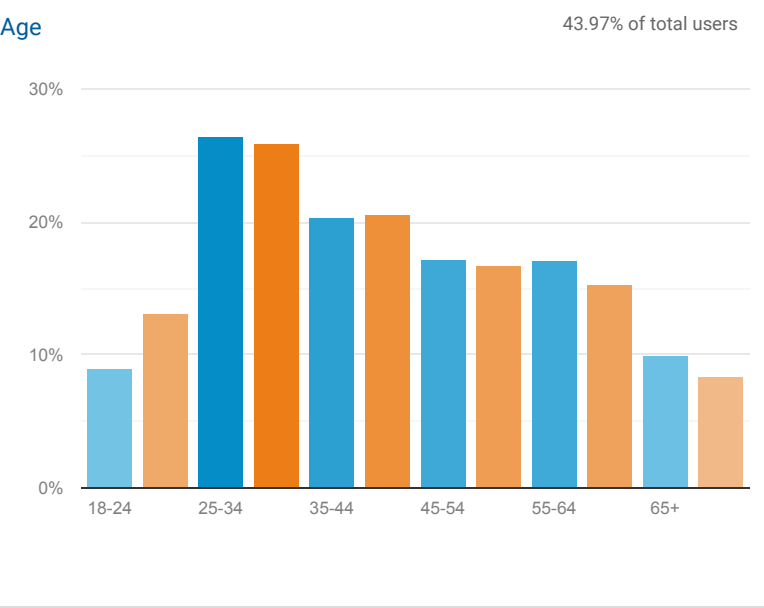


Demographics: Overview


All Users
 +0.00% Users

Jan 1, 2018 - Jan 1, 2019
 Compare to: Dec 31, 2016 - Dec 31, 2017


Key Metric:



Location

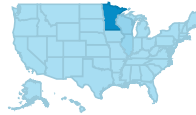
ALL » COUNTRY: United States

Jan 1, 2018 - Jan 1, 2019

 All Users
96.70% Users

Map Overlay

Summary



Region	Acquisition			Behavior			Conversions		
	Users	New Users	Sessions	Bounce Rate	Pages / Session	Avg. Session Duration	Goal Conversion Rate	Goal Completions	Goal Value
	239,636 % of Total: 96.70% (247,806)	236,492 % of Total: 96.86% (244,170)	317,862 % of Total: 97.31% (326,661)	56.76% Avg for View: 57.14% (-0.66%)	2.12 Avg for View: 2.11 (0.54%)	00:02:11 Avg for View: 00:02:09 (1.22%)	0.00% Avg for View: 0.00% (0.00%)	0 % of Total: 0.00% (0)	\$0.00 % of Total: 0.00% (\$0.00)
1. Minnesota	158,573 (64.54%)	153,765 (65.02%)	210,412 (66.20%)	56.05%	2.13	00:02:12	0.00%	0 (0.00%)	\$0.00 (0.00%)
2. Wisconsin	22,284 (9.07%)	21,358 (9.03%)	28,513 (8.97%)	51.19%	2.23	00:02:26	0.00%	0 (0.00%)	\$0.00 (0.00%)
3. Illinois	19,109 (7.78%)	17,395 (7.36%)	23,827 (7.50%)	60.49%	1.97	00:01:57	0.00%	0 (0.00%)	\$0.00 (0.00%)
4. Iowa	5,859 (2.38%)	5,667 (2.40%)	7,797 (2.45%)	43.30%	2.65	00:03:15	0.00%	0 (0.00%)	\$0.00 (0.00%)
5. Texas	3,223 (1.31%)	3,115 (1.32%)	3,798 (1.19%)	64.22%	1.86	00:01:34	0.00%	0 (0.00%)	\$0.00 (0.00%)
6. California	2,894 (1.18%)	2,816 (1.19%)	3,423 (1.08%)	64.04%	1.89	00:01:41	0.00%	0 (0.00%)	\$0.00 (0.00%)
7. Nebraska	2,702 (1.10%)	2,472 (1.05%)	3,412 (1.07%)	54.51%	2.24	00:02:27	0.00%	0 (0.00%)	\$0.00 (0.00%)
8. Michigan	2,322 (0.95%)	2,253 (0.95%)	2,594 (0.82%)	75.94%	1.61	00:01:08	0.00%	0 (0.00%)	\$0.00 (0.00%)
9. North Dakota	2,190 (0.89%)	2,103 (0.89%)	2,922 (0.92%)	47.78%	2.67	00:03:12	0.00%	0 (0.00%)	\$0.00 (0.00%)
10. Virginia	2,078 (0.85%)	2,061 (0.87%)	2,192 (0.69%)	86.95%	1.34	00:00:38	0.00%	0 (0.00%)	\$0.00 (0.00%)
11. Oklahoma	1,754 (0.71%)	1,727 (0.73%)	1,860 (0.59%)	83.49%	1.36	00:00:35	0.00%	0 (0.00%)	\$0.00 (0.00%)
12. South Dakota	1,745 (0.71%)	1,683 (0.71%)	2,345 (0.74%)	44.78%	2.78	00:03:24	0.00%	0 (0.00%)	\$0.00 (0.00%)
13. Florida	1,744 (0.71%)	1,684 (0.71%)	2,134 (0.67%)	61.20%	1.93	00:01:52	0.00%	0 (0.00%)	\$0.00 (0.00%)
14. New York	1,713 (0.70%)	1,661 (0.70%)	1,908 (0.60%)	67.87%	1.77	00:01:23	0.00%	0 (0.00%)	\$0.00 (0.00%)
15. Massachusetts	1,495 (0.61%)	1,475 (0.62%)	1,594 (0.50%)	83.00%	1.42	00:00:42	0.00%	0 (0.00%)	\$0.00 (0.00%)
16. Missouri	1,399 (0.57%)	1,288 (0.54%)	1,729 (0.54%)	55.64%	2.31	00:02:18	0.00%	0 (0.00%)	\$0.00 (0.00%)
17. Colorado	1,178 (0.48%)	1,115 (0.47%)	1,398 (0.44%)	58.80%	2.10	00:01:55	0.00%	0 (0.00%)	\$0.00 (0.00%)
18. Ohio	1,021 (0.42%)	975 (0.41%)	1,231 (0.39%)	57.92%	2.12	00:01:49	0.00%	0 (0.00%)	\$0.00 (0.00%)
19. Arizona	1,009 (0.41%)	979 (0.41%)	1,450 (0.46%)	50.21%	2.19	00:02:36	0.00%	0 (0.00%)	\$0.00 (0.00%)
20. Oregon	1,006 (0.41%)	989 (0.42%)	1,146 (0.36%)	79.32%	1.53	00:01:07	0.00%	0 (0.00%)	\$0.00 (0.00%)
21. Pennsylvania	897 (0.37%)	864 (0.37%)	1,030 (0.32%)	64.56%	1.94	00:01:30	0.00%	0 (0.00%)	\$0.00 (0.00%)
22. Indiana	869	780	1,060	57.36%	2.13	00:02:09	0.00%	0	\$0.00

23. North Carolina	786 (0.32%)	733 (0.31%)	1,003 (0.32%)	62.51%	2.06	00:01:56	0.00%	0 (0.00%)	\$0.00 (0.00%)
24. Kansas	740 (0.30%)	717 (0.30%)	921 (0.29%)	55.05%	2.35	00:02:23	0.00%	0 (0.00%)	\$0.00 (0.00%)
25. Georgia	733 (0.30%)	705 (0.30%)	862 (0.27%)	63.92%	1.90	00:01:42	0.00%	0 (0.00%)	\$0.00 (0.00%)

Rows 1 - 25 of 52

Location

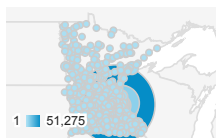
ALL » COUNTRY: United States » REGION: Minnesota

Jan 1, 2018 - Jan 1, 2019

All Users
63.99% Users

Map Overlay

Summary




City	Acquisition			Behavior			Conversions		
	Users	New Users	Sessions	Bounce Rate	Pages / Session	Avg. Session Duration	Goal Conversion Rate	Goal Completions	Goal Value
	158,573 % of Total: 63.99% (247,806)	153,765 % of Total: 62.97% (244,170)	210,412 % of Total: 64.41% (326,661)	56.05% Avg for View: 57.14% (-1.90%)	2.13 Avg for View: 2.11 (1.16%)	00:02:12 Avg for View: 00:02:09 (2.55%)	0.00% Avg for View: 0.00% (0.00%)	0 % of Total: 0.00% (0)	\$0.00 % of Total: 0.00% (\$0.00)
1. Minneapolis	51,275 (31.01%)	47,622 (30.97%)	65,464 (31.11%)	59.71%	1.96	00:01:52	0.00%	0 (0.00%)	\$0.00 (0.00%)
2. Saint Paul	13,038 (7.88%)	12,034 (7.83%)	15,816 (7.52%)	58.55%	2.00	00:01:55	0.00%	0 (0.00%)	\$0.00 (0.00%)
3. Stillwater	9,377 (5.67%)	8,367 (5.44%)	14,366 (6.83%)	62.82%	1.90	00:02:03	0.00%	0 (0.00%)	\$0.00 (0.00%)
4. Woodbury	4,207 (2.54%)	3,964 (2.58%)	5,093 (2.42%)	64.11%	1.78	00:01:25	0.00%	0 (0.00%)	\$0.00 (0.00%)
5. Rochester	3,437 (2.08%)	3,298 (2.14%)	4,438 (2.11%)	44.01%	2.71	00:03:13	0.00%	0 (0.00%)	\$0.00 (0.00%)
6. Bloomington	3,108 (1.88%)	2,959 (1.92%)	3,767 (1.79%)	52.16%	2.29	00:02:23	0.00%	0 (0.00%)	\$0.00 (0.00%)
7. White Bear Lake	2,970 (1.80%)	2,796 (1.82%)	3,596 (1.71%)	62.15%	1.78	00:01:34	0.00%	0 (0.00%)	\$0.00 (0.00%)
8. Blaine	2,661 (1.61%)	2,510 (1.63%)	3,323 (1.58%)	57.78%	1.99	00:01:56	0.00%	0 (0.00%)	\$0.00 (0.00%)
9. Maple Grove	2,508 (1.52%)	2,380 (1.55%)	3,142 (1.49%)	50.80%	2.30	00:02:32	0.00%	0 (0.00%)	\$0.00 (0.00%)
10. Oakdale	2,403 (1.45%)	2,202 (1.43%)	3,238 (1.54%)	63.80%	1.76	00:01:36	0.00%	0 (0.00%)	\$0.00 (0.00%)
11. Plymouth	2,285 (1.38%)	2,147 (1.40%)	2,820 (1.34%)	52.09%	2.22	00:02:19	0.00%	0 (0.00%)	\$0.00 (0.00%)
12. Eagan	2,284 (1.38%)	2,156 (1.40%)	2,827 (1.34%)	55.01%	2.13	00:02:03	0.00%	0 (0.00%)	\$0.00 (0.00%)
13. Eden Prairie	2,273 (1.37%)	2,151 (1.40%)	2,735 (1.30%)	51.52%	2.30	00:02:21	0.00%	0 (0.00%)	\$0.00 (0.00%)
14. St. Cloud	1,941 (1.17%)	1,836 (1.19%)	2,613 (1.24%)	47.42%	2.68	00:03:15	0.00%	0 (0.00%)	\$0.00 (0.00%)
15. Lakeville	1,854 (1.12%)	1,762 (1.15%)	2,236 (1.06%)	51.79%	2.33	00:02:33	0.00%	0 (0.00%)	\$0.00 (0.00%)
16. Mankato	1,740 (1.05%)	1,672 (1.09%)	2,297 (1.09%)	45.97%	2.72	00:03:02	0.00%	0 (0.00%)	\$0.00 (0.00%)
17. Edina	1,704 (1.03%)	1,600 (1.04%)	2,076 (0.99%)	51.30%	2.23	00:02:16	0.00%	0 (0.00%)	\$0.00 (0.00%)
18. Saint Louis Park	1,638 (0.99%)	1,502 (0.98%)	2,048 (0.97%)	53.81%	2.16	00:02:13	0.00%	0 (0.00%)	\$0.00 (0.00%)
19. Minnetonka	1,573 (0.95%)	1,494 (0.97%)	1,905 (0.91%)	50.60%	2.30	00:02:22	0.00%	0 (0.00%)	\$0.00 (0.00%)
20. Shoreview	1,572 (0.95%)	1,467 (0.95%)	1,900 (0.90%)	56.63%	2.11	00:02:03	0.00%	0 (0.00%)	\$0.00 (0.00%)
21. Apple Valley	1,571 (0.95%)	1,468 (0.95%)	1,921 (0.91%)	55.13%	2.24	00:02:19	0.00%	0 (0.00%)	\$0.00 (0.00%)
22. Roseville	1,570	1,454	1,854	55.18%	2.09	00:02:07	0.00%	0	\$0.00

23. Brooklyn Park	1,466 (0.89%)	1,393 (0.91%)	1,867 (0.89%)	53.19%	2.26	00:02:31	0.00%	0 (0.00%)	\$0.00 (0.00%)
24. Burnsville	1,422 (0.86%)	1,322 (0.86%)	1,753 (0.83%)	55.50%	2.15	00:02:05	0.00%	0 (0.00%)	\$0.00 (0.00%)
25. Richfield	1,384 (0.84%)	1,271 (0.83%)	1,646 (0.78%)	53.95%	2.18	00:02:10	0.00%	0 (0.00%)	\$0.00 (0.00%)

Rows 1 - 25 of 483

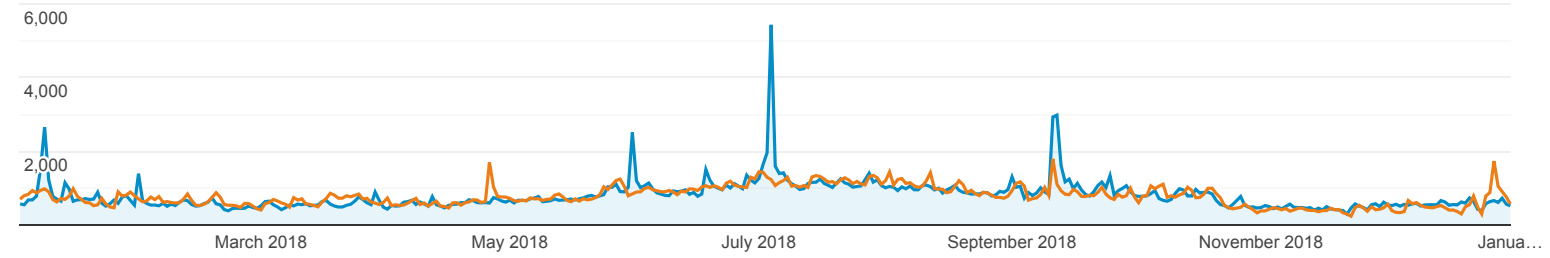
Audience Overview


All Users
+0.00% Users

Jan 1, 2018 - Jan 1, 2019
 Compare to: Jan 1, 2017 - Jan 1, 2018

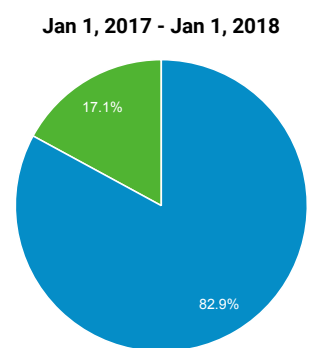
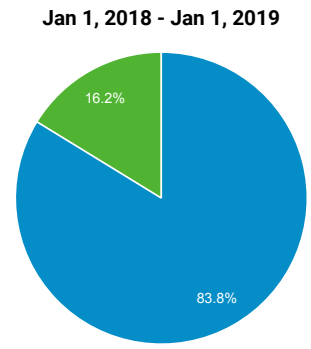
Overview

Jan 1, 2018 - Jan 1, 2019: ● Users
Jan 1, 2017 - Jan 1, 2018: ● Users



Users 3.85% 247,806 vs 238,626	New Users 2.88% 244,170 vs 237,342	Sessions 1.64% 326,661 vs 321,383
Number of Sessions per User -2.12% 1.32 vs 1.35	Pageviews -3.01% 688,932 vs 710,286	Pages / Session -4.57% 2.11 vs 2.21
Avg. Session Duration -0.47% 00:02:09 vs 00:02:10	Bounce Rate 2.50% 57.14% vs 55.74%	

■ New Visitor ■ Returning Visitor



Language	Users	% Users
1. en-us		
Jan 1, 2018 - Jan 1, 2019	240,949	97.58%
Jan 1, 2017 - Jan 1, 2018	234,696	98.37%
% Change	2.66%	-0.80%
2. en-gb		
Jan 1, 2018 - Jan 1, 2019	1,614	0.65%
Jan 1, 2017 - Jan 1, 2018	957	0.40%
% Change	68.65%	62.97%
3. en-ca		
Jan 1, 2018 - Jan 1, 2019	982	0.40%
Jan 1, 2017 - Jan 1, 2018	436	0.18%
% Change	125.23%	117.64%
4. fr		
Jan 1, 2018 - Jan 1, 2019	320	0.13%

Jan 1, 2018 - Jan 1, 2019	320	0.15%
Jan 1, 2017 - Jan 1, 2018	70	0.03%
% Change	357.14%	341.73%
5. es-xl		
Jan 1, 2018 - Jan 1, 2019	282	0.11%
Jan 1, 2017 - Jan 1, 2018	154	0.06%
% Change	83.12%	76.94%
6. en		
Jan 1, 2018 - Jan 1, 2019	235	0.10%
Jan 1, 2017 - Jan 1, 2018	83	0.03%
% Change	183.13%	173.59%
7. en-au		
Jan 1, 2018 - Jan 1, 2019	173	0.07%
Jan 1, 2017 - Jan 1, 2018	117	0.05%
% Change	47.86%	42.88%
8. es-us		
Jan 1, 2018 - Jan 1, 2019	147	0.06%
Jan 1, 2017 - Jan 1, 2018	65	0.03%
% Change	126.15%	118.53%
9. es-es		
Jan 1, 2018 - Jan 1, 2019	146	0.06%
Jan 1, 2017 - Jan 1, 2018	88	0.04%
% Change	65.91%	60.32%
10. es-419		
Jan 1, 2018 - Jan 1, 2019	141	0.06%
Jan 1, 2017 - Jan 1, 2018	185	0.08%
% Change	-23.78%	-26.35%

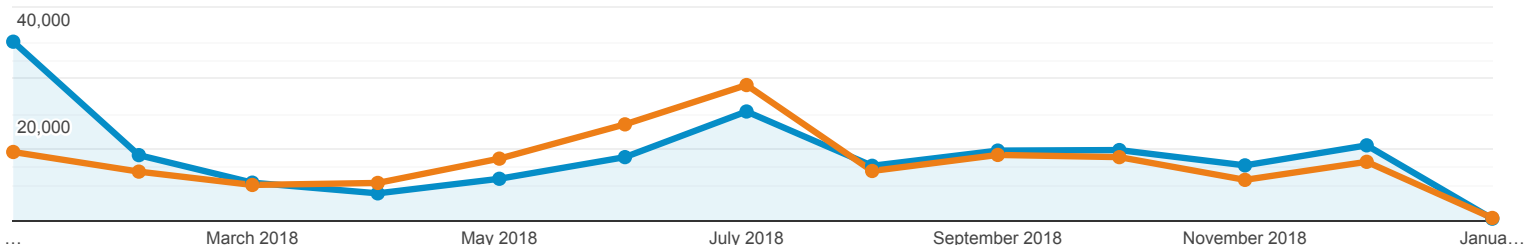
Audience Overview

All Users
+0.00% Users

Jan 1, 2018 - Jan 1, 2019
Compare to: Jan 1, 2017 - Jan 1, 2018

Overview

Jan 1, 2018 - Jan 1, 2019: ● Users
Jan 1, 2017 - Jan 1, 2018: ● Users



Users

13.15%
151,746 vs 134,108

New Users

13.36%
150,263 vs 132,552

Sessions

11.91%
189,271 vs 169,131

Number of Sessions per User

-1.10%
1.25 vs 1.26

Pageviews

-6.02%
375,211 vs 399,231

Pages / Session

-16.02%
1.98 vs 2.36

Avg. Session Duration

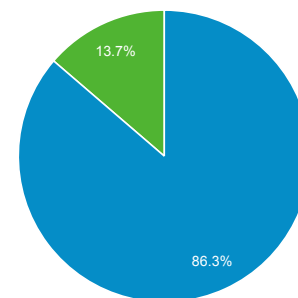
-12.92%
00:01:17 vs 00:01:29

Bounce Rate

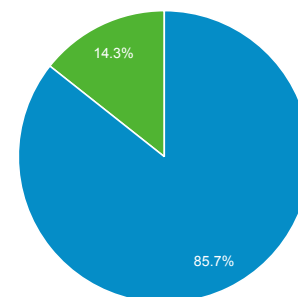
15.70%
68.20% vs 58.94%

■ New Visitor ■ Returning Visitor

Jan 1, 2018 - Jan 1, 2019



Jan 1, 2017 - Jan 1, 2018



Language

Users % Users

1. en-us

Jan 1, 2018 - Jan 1, 2019

149,139 98.33%

Jan 1, 2017 - Jan 1, 2018

132,228 98.43%

% Change

12.79% **-0.10%**

2. en-gb

Jan 1, 2018 - Jan 1, 2019

592 | 0.39%

Jan 1, 2017 - Jan 1, 2018

426 | 0.32%

% Change

38.97% **23.09%**

3. en-ca

Jan 1, 2018 - Jan 1, 2019

296 | 0.20%

Jan 1, 2017 - Jan 1, 2018

136 | 0.10%

% Change

117.65% **92.78%**

4. fr

Jan 1, 2018 - Jan 1, 2019

274 | 0.18%

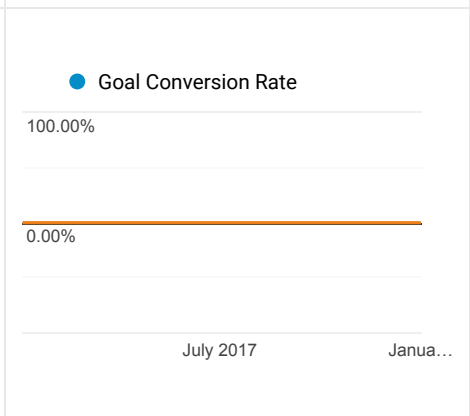
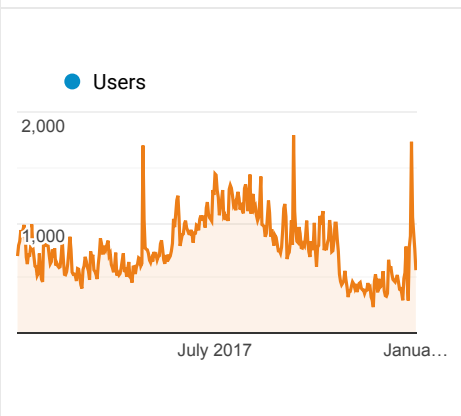
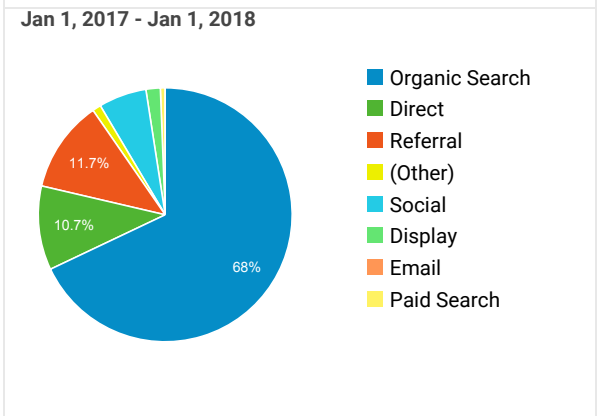
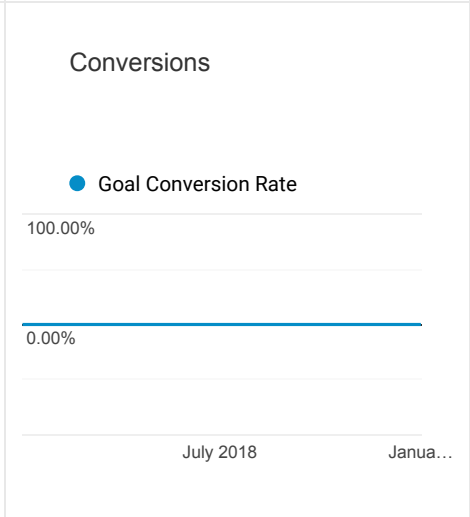
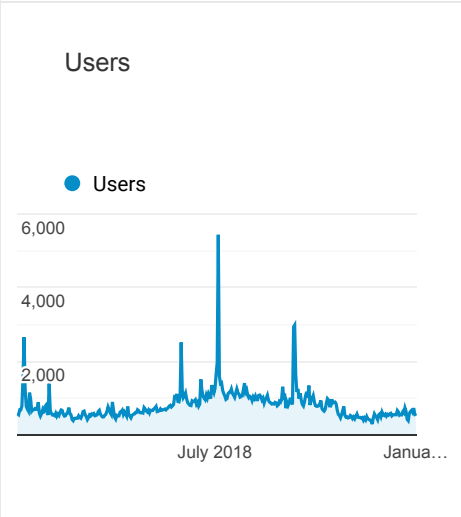
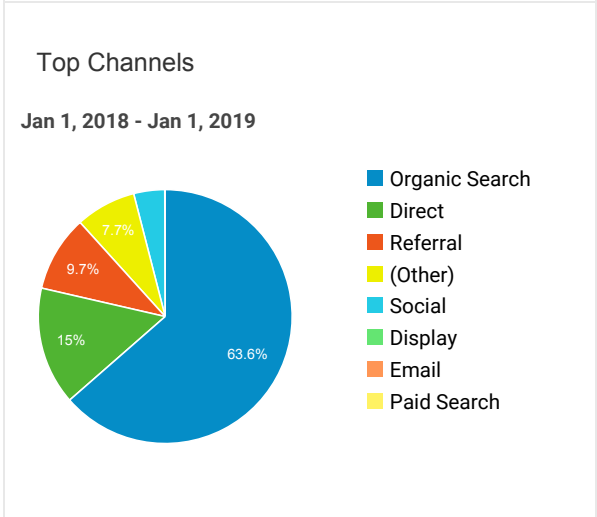
Jan 1, 2018 - Jan 1, 2019	274	0.10%
Jan 1, 2017 - Jan 1, 2018	35	0.03%
% Change	682.86%	593.40%
5. pt-br		
Jan 1, 2018 - Jan 1, 2019	122	0.08%
Jan 1, 2017 - Jan 1, 2018	85	0.06%
% Change	43.53%	27.13%
6. es-xl		
Jan 1, 2018 - Jan 1, 2019	116	0.08%
Jan 1, 2017 - Jan 1, 2018	111	0.08%
% Change	4.50%	-7.44%
7. es-419		
Jan 1, 2018 - Jan 1, 2019	87	0.06%
Jan 1, 2017 - Jan 1, 2018	175	0.13%
% Change	-50.29%	-55.97%
8. en		
Jan 1, 2018 - Jan 1, 2019	78	0.05%
Jan 1, 2017 - Jan 1, 2018	75	0.06%
% Change	4.00%	-7.88%
9. es-es		
Jan 1, 2018 - Jan 1, 2019	77	0.05%
Jan 1, 2017 - Jan 1, 2018	51	0.04%
% Change	50.98%	33.73%
10. en-au		
Jan 1, 2018 - Jan 1, 2019	74	0.05%
Jan 1, 2017 - Jan 1, 2018	51	0.04%
% Change	45.10%	28.52%

Acquisition Overview

All Users
 +0.00% Users

Jan 1, 2018 - Jan 1, 2019
 Compare to: Jan 1, 2017 - Jan 1, 2018

Primary Dimension: **Top Channels** Conversion: **All Goals** [Edit Channel Grouping](#)



	Acquisition			Behavior		
	Users ↓	New Users ↓	Sessions ↓	Bounce Rate ↓	Pages / Session ↓	Avg. Session Duration ↓
	3.85%	2.88% ↑	1.64% ↑	2.50%	4.57% ↓	0.47% ↓
1 Organic Search	4.78% ↓			3.72% ↑		
2 Direct	43.01% ↑			5.87% ↓		
3 Referral	15.79% ↓			24.30% ↑		
4 (Other)	620.08% ↑			23.35% ↓		
5 Social	34.21% ↓			0.86% ↓		
6 Display	97.85% ↓			3.29% ↓		
7 Email	1,666.67% ↑			115.00% ↑		
8 Paid Search	99.94% ↓			61.64% ↑		



Set up a goal.
 To see outcome metrics, define one or more goals.

[GET STARTED](#)

To see all 8 Channels click [here](#).

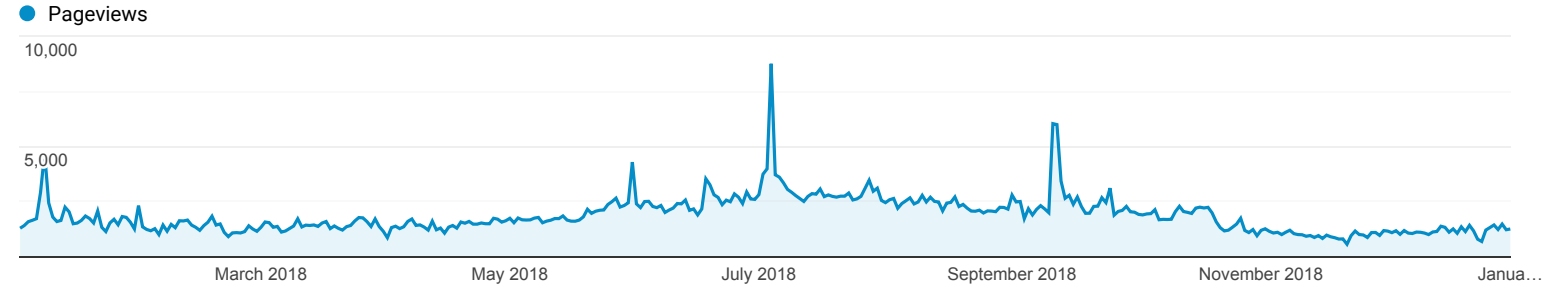
© 2019 Google

Pages

All Users
100.00% Pageviews

Jan 1, 2018 - Jan 1, 2019

Explorer



Page	Pageviews	Unique Pageviews	Avg. Time on Page	Entrances	Bounce Rate	% Exit	Page Value
	688,932 % of Total: 100.00% (688,932)	561,593 % of Total: 100.00% (561,593)	00:01:56 Avg for View: 00:01:56 (0.00%)	326,583 % of Total: 100.00% (326,583)	57.14% Avg for View: 57.14% (0.00%)	47.40% Avg for View: 47.40% (0.00%)	\$0.00 % of Total: 0.00% (\$0.00)
1. /things-to-do/	108,637 (15.77%)	78,430 (13.97%)	00:00:53	57,892 (17.73%)	31.79%	26.96%	\$0.00 (0.00%)
2. /	76,227 (11.06%)	62,745 (11.17%)	00:01:13	57,992 (17.76%)	40.61%	39.54%	\$0.00 (0.00%)
3. /lodging/	35,210 (5.11%)	27,262 (4.85%)	00:02:01	13,518 (4.14%)	59.65%	44.77%	\$0.00 (0.00%)
4. /dining-night-life/	23,791 (3.45%)	19,505 (3.47%)	00:00:56	6,403 (1.96%)	43.29%	27.87%	\$0.00 (0.00%)
5. /shopping/	21,136 (3.07%)	17,251 (3.07%)	00:01:23	9,239 (2.83%)	51.82%	40.16%	\$0.00 (0.00%)
6. /things-to-do/on-the-water/	19,501 (2.83%)	16,572 (2.95%)	00:02:54	3,688 (1.13%)	74.11%	46.75%	\$0.00 (0.00%)
7. /things-to-do/winter-wonderland/	17,879 (2.60%)	14,936 (2.66%)	00:02:06	8,317 (2.55%)	74.15%	56.96%	\$0.00 (0.00%)
8. /dining-night-life/fine-casual-dining/	17,052 (2.48%)	14,841 (2.64%)	00:05:04	7,121 (2.18%)	82.46%	70.26%	\$0.00 (0.00%)
9. /things-to-do/winerybrewery-tours/	16,058 (2.33%)	13,770 (2.45%)	00:02:47	4,341 (1.33%)	70.49%	45.27%	\$0.00 (0.00%)
10. /lodging/hotels/	15,544 (2.26%)	11,605 (2.07%)	00:01:44	6,401 (1.96%)	45.84%	39.93%	\$0.00 (0.00%)
11. /things-to-do/festivals-events/	14,851 (2.16%)	13,045 (2.32%)	00:02:13	5,774 (1.77%)	70.44%	55.30%	\$0.00 (0.00%)
12. /things-to-do/historic-sightseeing/	13,558 (1.97%)	11,532 (2.05%)	00:03:11	2,702 (0.83%)	73.25%	46.86%	\$0.00 (0.00%)
13. /things-to-do/family-fun/	13,290 (1.93%)	11,420 (2.03%)	00:02:55	5,306 (1.62%)	75.39%	60.62%	\$0.00 (0.00%)
14. /things-to-do/biking-hiking-trails/	13,225 (1.92%)	10,622 (1.89%)	00:02:57	5,591 (1.71%)	74.64%	56.05%	\$0.00 (0.00%)
15. /things-to-do/romantic-escapes/	12,920 (1.88%)	11,130 (1.98%)	00:02:17	4,463 (1.37%)	69.35%	47.00%	\$0.00 (0.00%)
16. /lodging/historic-inns/	10,752 (1.56%)	8,494 (1.51%)	00:03:38	1,476 (0.45%)	62.26%	42.47%	\$0.00 (0.00%)
17. /things-to-do/girlfriend-getaways/	10,335 (1.50%)	8,269 (1.47%)	00:01:59	3,280 (1.00%)	60.85%	39.82%	\$0.00 (0.00%)
18. /photo-contest/	10,092 (1.46%)	7,589 (1.35%)	00:04:12	5,974 (1.83%)	77.32%	69.09%	\$0.00 (0.00%)
19. /dining-night-life/foodie-delights/	9,831 (1.43%)	9,270 (1.65%)	00:07:23	8,296 (2.54%)	19.05%	76.12%	\$0.00 (0.00%)
20. /things-to-do/food-lovers/	9,768 (1.42%)	8,593 (1.53%)	00:01:57	843 (0.26%)	72.57%	36.07%	\$0.00 (0.00%)

21.	/weddings/	9,725 (1.41%)	8,555 (1.52%)	00:04:34	7,561 (2.32%)	87.51%	81.59%	\$0.00 (0.00%)
22.	/lodging/bed-breakfasts/	9,536 (1.38%)	7,347 (1.31%)	00:03:15	3,278 (1.00%)	62.60%	47.65%	\$0.00 (0.00%)
23.	/cool-deals/	9,346 (1.36%)	8,514 (1.52%)	00:03:33	5,297 (1.62%)	86.29%	70.76%	\$0.00 (0.00%)
24.	/attractions/	8,808 (1.28%)	7,979 (1.42%)	00:04:22	6,102 (1.87%)	72.75%	70.57%	\$0.00 (0.00%)
25.	/celebrate-4th-july-fireworks-stillwater-minnesota/	8,556 (1.24%)	7,608 (1.35%)	00:04:49	7,560 (2.31%)	88.06%	86.31%	\$0.00 (0.00%)

Rows 1 - 25 of 3986

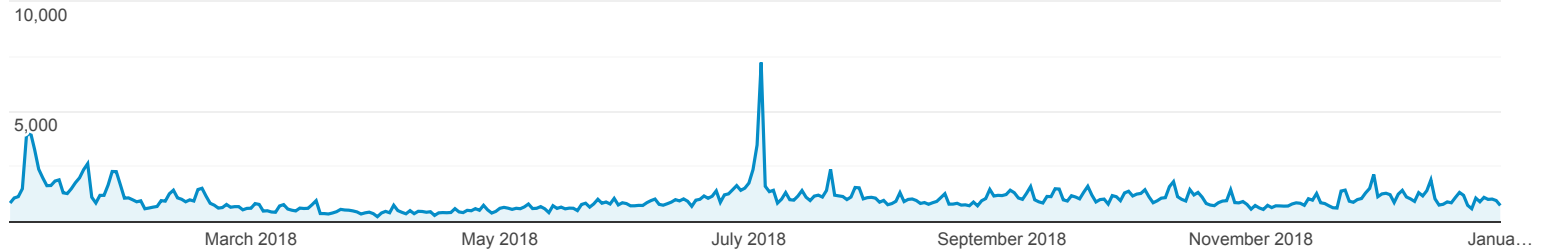
Pages

All Users
100.00% Pageviews

Jan 1, 2018 - Jan 1, 2019

Explorer

● Pageviews



Page	Pageviews	Unique Pageviews	Avg. Time on Page	Entrances	Bounce Rate	% Exit	Page Value
	375,211 % of Total: 100.00% (375,211)	306,383 % of Total: 100.00% (306,383)	00:01:19 Avg for View: 00:01:19 (0.00%)	189,267 % of Total: 100.00% (189,267)	68.20% Avg for View: 68.20% (0.00%)	50.44% Avg for View: 50.44% (0.00%)	\$0.00 % of Total: 0.00% (\$0.00)
1. /	92,606 (24.68%)	65,347 (21.33%)	00:01:07	62,012 (32.76%)	36.91%	38.76%	\$0.00 (0.00%)
2. /event/copy-event-ice-castles-2018/	55,346 (14.75%)	50,117 (16.36%)	00:04:17	48,957 (25.87%)	89.21%	87.82%	\$0.00 (0.00%)
3. /event/fourth-of-july-fireworks/	11,028 (2.94%)	10,206 (3.33%)	00:03:59	9,176 (4.85%)	88.37%	85.33%	\$0.00 (0.00%)
4. /categories/special-events/	6,575 (1.75%)	4,851 (1.58%)	00:00:58	1,310 (0.69%)	47.79%	31.33%	\$0.00 (0.00%)
5. /event/stillwater-lumberjack-days-2018/	5,672 (1.51%)	5,135 (1.68%)	00:02:19	3,961 (2.09%)	86.95%	78.12%	\$0.00 (0.00%)
6. /event/haunted-history-trolley-tours/	4,764 (1.27%)	4,261 (1.39%)	00:04:06	3,814 (2.02%)	87.68%	80.69%	\$0.00 (0.00%)
7. /categories/fairs-festivals/	4,728 (1.26%)	3,789 (1.24%)	00:00:57	208 (0.11%)	63.94%	29.27%	\$0.00 (0.00%)
8. /event/hometown-for-the-holidays/	4,194 (1.12%)	3,252 (1.06%)	00:01:15	1,469 (0.78%)	65.76%	43.28%	\$0.00 (0.00%)
9. /categories/music/	2,848 (0.76%)	2,024 (0.66%)	00:00:51	555 (0.29%)	50.09%	30.23%	\$0.00 (0.00%)
10. /event/twinkle-party/	2,692 (0.72%)	2,389 (0.78%)	00:02:03	1,707 (0.90%)	83.54%	71.29%	\$0.00 (0.00%)
11. /event/harvest-fest-giant-pumpkin-weigh-off/	2,582 (0.69%)	2,301 (0.75%)	00:02:32	1,585 (0.84%)	84.74%	74.63%	\$0.00 (0.00%)
12. /event/oktoberfest/	2,420 (0.64%)	2,255 (0.74%)	00:02:32	1,859 (0.98%)	90.64%	79.21%	\$0.00 (0.00%)
13. /event/cruisin-on-the-croix-hot-rod-vintage-car-show/	2,385 (0.64%)	2,246 (0.73%)	00:01:48	1,207 (0.64%)	89.73%	62.89%	\$0.00 (0.00%)
14. /event/stillwater-flea-crafter-market/	2,160 (0.58%)	1,937 (0.63%)	00:01:34	680 (0.36%)	80.00%	48.61%	\$0.00 (0.00%)
15. /event/summer-tuesdays-outdoor-movies-music/	2,139 (0.57%)	1,955 (0.64%)	00:02:26	1,222 (0.65%)	88.79%	69.61%	\$0.00 (0.00%)
16. /event/stillwater-ghost-walks/	2,076 (0.55%)	1,947 (0.64%)	00:02:00	741 (0.39%)	80.43%	49.57%	\$0.00 (0.00%)
17. /event/trick-or-treating-on-main-street/	2,045 (0.55%)	1,929 (0.63%)	00:02:33	1,594 (0.84%)	92.66%	83.62%	\$0.00 (0.00%)
18. /categories/free/	1,910 (0.51%)	1,553 (0.51%)	00:00:57	73 (0.04%)	63.01%	32.67%	\$0.00 (0.00%)
19. /event/rivertown-fall-art-festival/	1,743 (0.46%)	1,610 (0.53%)	00:02:07	726 (0.38%)	83.47%	64.77%	\$0.00 (0.00%)
20. /categories/parades-holidays/	1,653	1,363	00:00:49	55	54.55%	25.23%	\$0.00

20.	/categories/parades-holidays/	1,615 (0.44%)	1,438 (0.44%)	00:02:45	962 (0.03%)	77.65%	64.52%	\$0.00 (0.00%)
21.	/event/paint-the-town-red-valentines-day-specials-carriage-rides/	1,615 (0.43%)	1,438 (0.47%)	00:02:04	962 (0.51%)	77.65%	64.52%	\$0.00 (0.00%)
22.	/event/fall-colors-river-cruises/	1,580 (0.42%)	1,449 (0.47%)	00:02:20	519 (0.27%)	87.67%	55.44%	\$0.00 (0.00%)
23.	/event/victorian-horse-drawn-wagonette-rides/	1,540 (0.41%)	1,302 (0.42%)	00:01:15	252 (0.13%)	69.44%	37.40%	\$0.00 (0.00%)
24.	/venue/downtown-stillwater/	1,504 (0.40%)	1,293 (0.42%)	00:01:20	787 (0.42%)	60.61%	49.80%	\$0.00 (0.00%)
25.	/event/25th-annual-christmas-at-the-courthouse-holiday-bazaar/	1,481 (0.39%)	1,355 (0.44%)	00:02:14	944 (0.50%)	82.42%	68.06%	\$0.00 (0.00%)

Rows 1 - 25 of 14990